



7T TRANSLATIONAL ALLIANCE OF NORTH AMERICA ANNUAL MEETING

ADVANCES AND CHALLENGES IN CLINICAL ULTRA-HIGH FIELD MRI

August 5, 2024 | 8:00 am - 9:30 pm

Meeting rooms & poster setup
CMRR, 2021 6th St SE, Minneapolis, MN 55455


Registration & Committees

Dr. Kim Amrami & Dr. Jutta Ellermann
Organizing Committee Chairs

Dr. Erik Middlebrooks
Program Committee Chair

Dr. Wahed Kajabi
Junior Program Committee Posters


Dr. Danny Wang
7T Tana Website, Registration



Scan or click to register


Hotel Block

Graduate
Minneapolis
\$169 per night
Aug. 4-6, 2024



Scan or click to register

Meeting registration



Scan or click to register

Poster submission



EVENT SCHEDULE

Morning Session

CMRR

7:30 am - 5:00 pm
Presentations

7:30 - 8:00
Breakfast

8:00 - 8:15

Opening Remarks
- Peter Crawford
(UMN Vice dean for research)
- Charles Dietz
(Chairman of Radiology)

Musculoskeletal and Body Imaging

8:15 - 8:30

Review of Past Year - MSK/
Body
- Jutta Ellermann
- Kimberly Amrami

8:30 - 8:45

Peripheral Nerve imaging
at 7T
- Kimberly Amrami

8:45 - 9:00

Multiparametric Mapping
for MSK at 7T - Challenges
and Clinical Implications
- Xiaojuan Li

9:00 - 9:15

7T Imaging of Posterior
Meniscal Root Tears with
Arthroscopic Correlation
- Jutta Ellermann
- Robert LaPrade

9:15 - 9:30

Toward 7T Breast MRI
- Daniel Paech

9:30 - 9:45

Q&A Panel

9:45 - 9:55

Coffee Break

Neuroimaging

9:55 - 10:10

Review of Past
Year - Neuro
- Danny Wang
- Erik Middlebrooks

10:10 - 10:25

Advances in MS Imaging
at 7T
- Dan Harrison

10:25 - 10:40

7T MRI for
Stereotactic Surgery
Speaker: Noam Harel

10:40 - 10:55

Advances in
Cerebrovascular Imaging
at 7T
- Yulin Ge

10:55 - 11:05

Clinical Applications and
Limitations of 7T ASL
- Danny Wang

11:05 - 11:15

Issues in B1+
Inhomogeneity in Clinical
Neuroimaging
- Erik Middlebrooks

11:15 - 11:25

Experience with 3rd Order
Shimming for 7T
Neuroimaging
- Renzo Huber

11:25 - 11:40

Emerging Applications
of 7T QSM
- Vincent Magnotta

11:40 - 11:55

Q&A Panel

12:00 - 1:00

Break and Lunch

Spectroscopy and X-Nuclei

1:00 - 1:15

Clinical MR Spectroscopy
at 7T
- Alex Lin

1:15 - 11:30

Clinical Applications of 31P
Imaging at 7T
- Jimin Ren

1:30 - 1:45

Clinical Applications of
23Na Imaging at 7T
*Speaker: Guillaume
Madelin*

1:45 - 2:00

Q&A Panel

Physics and Safety

2:05 - 2:10

Review of Past Year -
Safety
- Andrew Fagan
- Essa Yaccoub

Site Presentations on Approach to Implant Imaging

2:10-2:20

Mayo Clinic
- Andrew Fagan

2:20 - 2:30

SFVA and Nexgen 7T
- An Vu

2:30 - 2:40

CMRR
- Jeramy Kulesa

2:40 - 2:50

Safety Aspects of Pediatric
Neuroimaging at 7T
- Yigitcan Eryaman

2:50 - 3:05

Overview of pTx
- Ravi Menon

3:05 - 3:20

Translation of 7T and pTx
to Body Imaging
- Greg Metzger

3:20 - 3:30

Q&A Panel

3:30 - 3:35

Protocol Sharing
Discussion (survey results)

3:35 - 3:45

Break

Vendor Presentations

3:45 - 4:00

GE

4:00 - 4:15

Siemens

4:15 - 4:30

Philips

4:30 - 5:00

Abstract Presentations

5:00 - 6:00

Break and poster viewing

Evening Session

Mill City Museum

6:00 - 9:30

Reception, Dinner and
Coil Vendor Presentations

7:00 - 7:15

Evening opening remarks
- Kamil Ugurbil

7:15 - 8:30

- Skope
- QED
- NOVA
- Resonance Research
- Flywheel

9:00 - 9:15

Poster award ceremony